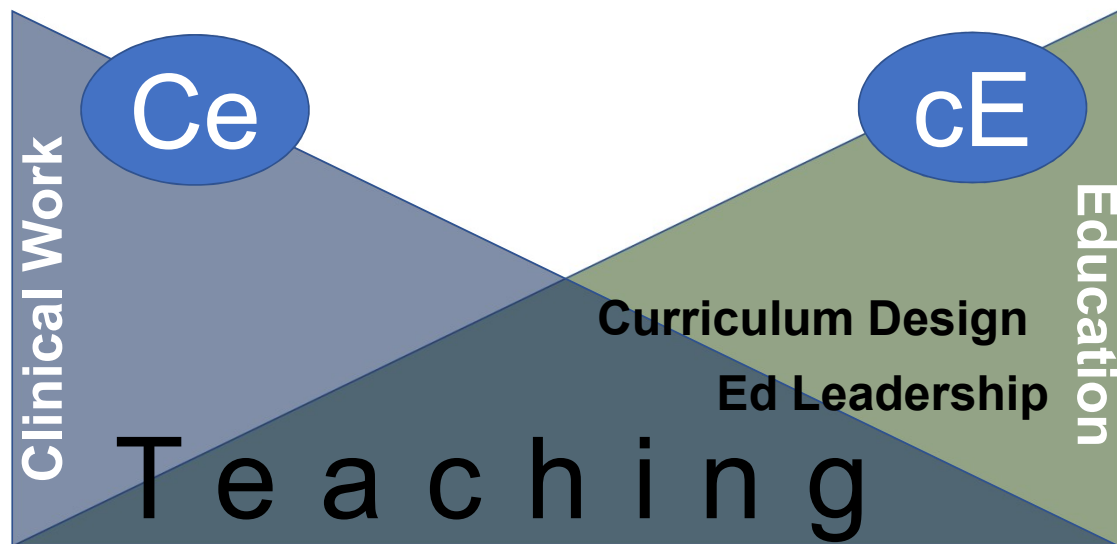


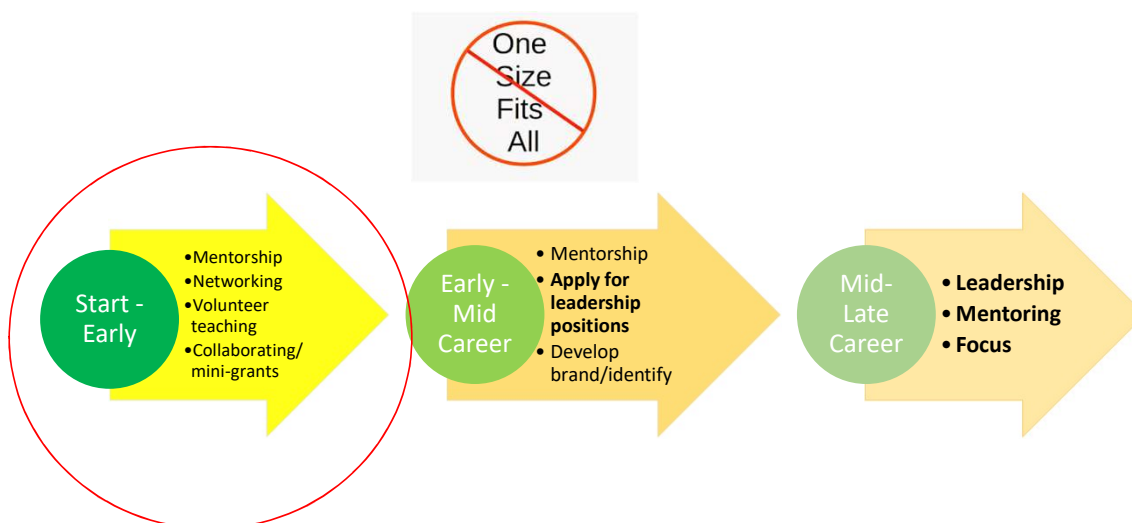
Enhancing Your Success as a Clinician Educator at UCSF

Denise M. Connor, MD
Angel Kuo, RN, MSN, CPNP
Cindy Lai, MD
Conan MacDougall, PharmD, MAS
Sept 16, 2020

What is a Clinician Educator?



Lifecycle of a Clinician-Educator



How do I get started on this pathway?

1. Make interests known/advice- colleagues, leaders, mentor(s)
2. Volunteer to teach
 - What setting do you enjoy teaching in?
 - Get observed teaching (AME "TOP")
 1. Join a project, or talk with a leader about idea
3. Find a community, workgroups (local and national)

5. Consider small grants from PIPE and AME/OME (“Innovation Grants” due October 30, 2020)

Program for Interprofessional Practice and Education

PIPE Interprofessional Mini-Grant

The Haile T. Debas
**Academy
of Medical
Educators**
established in 2000

Some of the “priority areas”: DEI, learning needs during pandemic, learning environment, new teaching/ learning/ assessment strategies, health systems science

[An Experiential Learning Curriculum in Global Health Ethics Using Simulation](#)

[The Online Integrated Radiology Curriculum \(IRC\)](#)

[Patient Safety in Emergency Medicine: Deliberate Practice through Simulation](#)

How do I gain skills/expertise?

1. UCSF Center for Faculty Educators
 - **Workshops:** teaching, curriculum design, feedback, etc.
 - **Teaching Certificates:** Equity & Inclusion, Clinical Teaching, Simulation Teaching, IP Teaching, QI/PS, Leadership
 - **Teaching Scholars Program**
 - **Teaching Observation Program**
2. Learn the literature/WIPs
 - Read Med Ed Journals (Academic Medicine, Clinical Teacher, Medical Teacher, Teaching & Learning in Medicine, BEME, Medical Education)
 - MedEd Grand Rounds
 - ESCAPE, Med Ed Journal Club, *Stay tuned:* EJE WIPs
3. External opportunities

How do I show my value, display my work, and get promoted?

1. **Show value:** share work at division meetings, ask to be nominated for teaching awards, Social Media: @MedEdTwagTeam
2. **Display work:**
 - Educator Portfolio (part of Advance CV)
 - Education Day, regional, national education meetings
 - UCSF Profiles www.profiles.ucsf.edu
3. **Find sponsors** – locally and nationally

Educator Portfolio (within Advance CV)

<https://academicaffairs.ucsf.edu/advance/EducatorPortfolio.php>

Step 1: Activate the Educator Portfolio

- Scroll to the Teaching Summary section of the CV
- Click Edit
- Select Educator Overview – this activates the Educator Portfolio

TEACHING AND MENTORING

TEACHING

TEACHING SUMMARY: ☐ Select One: ☒ Teaching Narrative ☒ Educator Overview [Instructions](#) [Save](#) [Cancel](#)

Teaching Narrative:

Pick one	Year	Summary
one		

Step 3: Complete the Educator Overview

The Educator Overview is a "form" that helps organize educator activities into the five educator roles. Complete the form, click Save, and then click [Jump to Educator Portfolio](#) to add Detailed Descriptions of your educator roles.

TEACHING AND MENTORING

TEACHING

TEACHING SUMMARY

Overall faculty roles [Jump to Educator Portfolio](#)

Step 4: Complete up to three Detailed Descriptions

The Educator Portfolio section of the CV includes embedded "forms" to help you capture the Detailed Descriptions of recent, significant contributions listed in the Educator Overview.

- Click [\[ADD\]](#) to reveal the detailed description options (roll your cursor over the Educator Portfolio header to see the [\[Add\]](#) link)
- Click [\[Edit\]](#) to open one or more forms

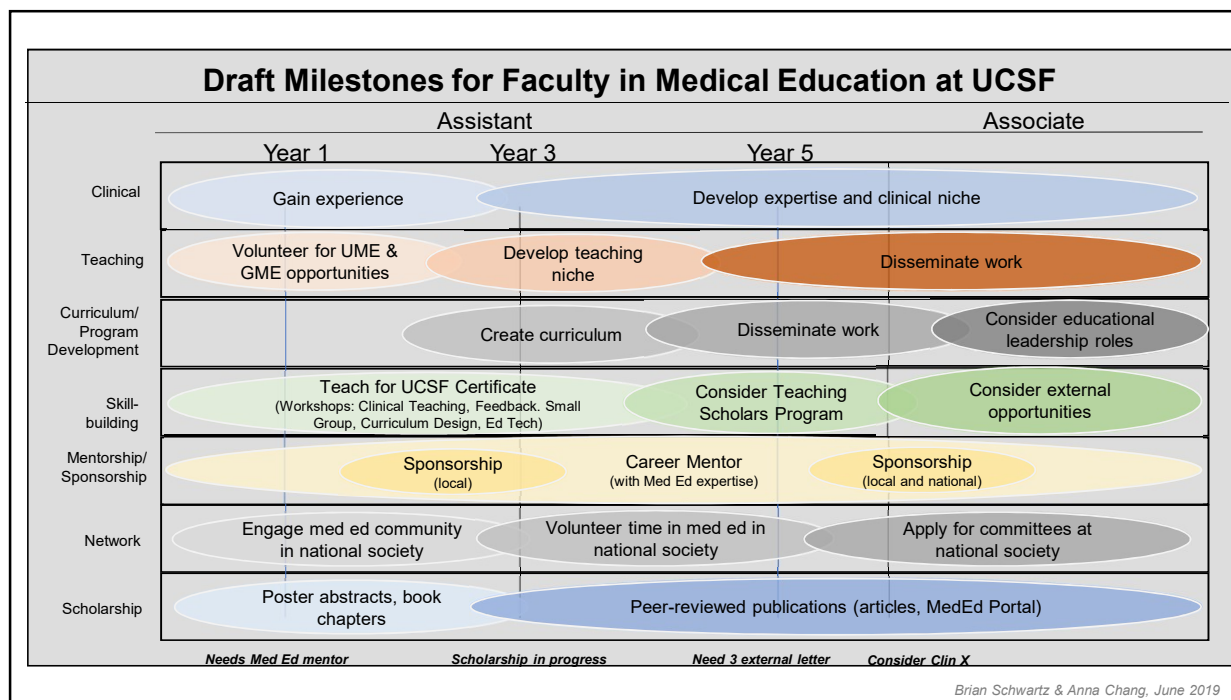
appear as named authors, but they are listed amongst the PGP investigators in manuscript acknowledgments

EDUCATOR PORTFOLIO [\[ADD\]](#)

PATENTS ISSUED OR PENDING

It is suggested that you include 1-3 detailed descriptions in a maximum of two pages each:

- Direct Teaching
- Direct Mentoring (includes advising)
- Curriculum Development, Instructional Design, and Technology
- Educational Leadership
- Learner Assessment



Questions?



Please also refer to the Resources Handout provided for contacts in your School/Department, and links to sites and resources!